

INSTRUCTOR OUTLINE



what is **THE BEAUTY SPECTRUM**

At The Beauty Spectrum, we believe education is more than teaching skills—it's about creating a supportive community, building connections, and fostering confidence in the next generation of beauty professionals. As an instructor, you'll be at the forefront of this mission, hosting courses that help others master their craft while opening doors to exciting opportunities for your own career.

This isn't just about teaching—it's about leveraging your time, scaling your income, and positioning yourself as a leader in the industry. By sharing your unique expertise, you're not only shaping careers but also building a lasting legacy within the beauty world.

We're here to support you every step of the way. If you're ready to elevate your career, expand your reach, and join a supportive community of passionate professionals, we'd love to see you apply for the opportunity to become an instructor. Let's create something extraordinary together.



Warmly,
The Beauty Spectrum Team ♥


WWW.THEBEAUTYSPECTRUM.COM

CREATING A COURSE

THE
BEAUTY SPECTRUM
ONLINE ACADEMY


Categories ▾ Courses

Stripe Connect Instructor Guidelines Dashboard  



Jada Rodriguez

@rodriguez



[Add A New Course](#)

DASHBOARD

[Dashboard](#)

[My Profile](#)

[Enrolled Courses](#)

[Wishlist](#)

[Reviews](#)


[My Quiz Attempts](#)

[Order History](#)

[Question & Answer](#)

[Calendar](#)

Complete Your Profile



Thanks for completing your profile : 3/3

✓ [Set Your Profile Photo](#)

✓ [Set Your Bio](#)

✓ [Stripe Connect](#)

ENROLLED COURSES

0

ACTIVE COURSES

0

COMPLETED COURSES

0

TOTAL STUDENTS

0

TOTAL COURSES

0

TOTAL EARNINGS

0

Go to your instructor dashboard and click "ADD A NEW COURSE"

CREATING A COURSE

tutor

LMSCourse Builder

1 Basics

2 Curriculum

3 Additional

Generate with AI

Save as Draft

Publish

Title

New Course

Course URL: https://thebeautyspectrum.com/courses/new-course

Description

Add media

VisualText

ParagraphBBIUListQuoteAlignLeftAlignCenterAlignRightLinkUnlinkCodeTable

Edit with

Options

General

Content Drip

Maximum Student0

Visibility

Public

Last updated on 5th December, 2024

Schedule

Scheduled for

Featured Image

Upload Thumbnail

JPEG, PNG, GIF, and WebP formats, up to 50 MB

Intro Video

Upload Video

Add from URL

MP4, and WebM formats, up to 50 MB

Notebook

While creating your course, you can use the notebook feature to write notes to make sure you don't forget anything.

Notebook

CREATING A COURSE

The screenshot displays the 'tutor LMSCourse Builder' interface. At the top, a progress bar shows three steps: '1 Basics', '2 Curriculum' (the active step), and '3 Additional'. To the right of the progress bar are buttons for 'Save as Draft', 'Publish', and a dropdown arrow. Below the progress bar, the main area is titled 'Curriculum' with a back arrow and an 'Expand All' link. A topic card is visible, titled 'The Beauty Spectrum' with a sub-item 'Instructor meeting'. Below the topic card are three buttons: '+ Lesson', '+ Quiz', and '+ Assignment'. At the bottom left of the main area is a blue button labeled '+ Add Topic'. On the right side, there are navigation buttons: '<' and 'Next >'. A vertical sidebar on the far right is labeled 'Notebook'. Three callout boxes with arrows provide instructions: 'Add your modules or "topics"' points to the topic card; 'Add your lessons' points to the '+ Lesson' button; and 'Add quizzes or assignments to your course if you'd like' points to the '+ Quiz' and '+ Assignment' buttons.

tutor LMSCourse Builder | 1 Basics — 2 Curriculum — 3 Additional

Save as Draft Publish

Curriculum Expand All

The Beauty Spectrum
Instructor meeting

+ Lesson + Quiz + Assignment

+ Add Topic

< Next >

Notebook

Add your *modules* or “*topics*”

Add your lessons

Add quizzes or assignments to your course if you'd like

CREATING A COURSE

⚠️ Unsaved Changes

Topic: The Beauty Spectrum

Question Details

Settings

Cancel

Next

The Beauty Spectrum

Add a summary

Cancel

Ok

Questions

+

No questions added yet.

Select Question Type

True/False

Multiple Choice

Open Ended/ Essay

Fill in the Blanks

Short Answer

Matching

Create/Select a question to view details

Enter a quiz title to begin. Choose from a variety of question types to keep things interesting!

Notebook

We have many different quiz options for you to choose from

CREATING A COURSE

Add assignments for
your students

Assignment

Topic: The Beauty Spectrum

✕










Title ✨

Enter Assignment Title

Content ✨

Add media

Paragraph ▼

B *I* U         

VisualText

Attachments

Upload Attachment

Time Limit

0

Weeks ▼

Total Points

10

Minimum Pass Points

5

File Upload Limit ⓘ


1

Maximum File Size Limit

2

MB

CREATING A COURSE

 LMSCourse Builder | 1 Basics — 2 Curriculum — 3 Additional

Save as Draft

Publish

✕

← Additional

Overview

Provide essential course information to attract and inform potential students

What Will I Learn?

Define the key takeaways from this course (list one benefit per line)

Target Audience

Specify the target audience that will benefit the most from the course.(One Line Per target audience)

Total Course Duration

0

hour(s)

0


min(s)

Materials Included

A list of assets you will be providing for the students in this course (One Per Line)

Course Prerequisites

Q Search courses for prerequisites



No course selected

Select a course to add as a prerequisite.

Attachments

Upload Attachment

Schedule Live Class

Create a Zoom Meeting


Create a Google Meet Link

Notebook

Connect with your students even further with live classes

CREATING A COURSE

Make and add
certificates for
your students

 **tutor** LMSCourse Builder

1 Basics

 —

2 Curriculum

 —

3 Additional

Save as Draft

Publish

✕

Requirements/Instructions


Additional requirements or special instructions for the students (One Per Line)

Certificate

Select a certificate to award your learners.

Templates

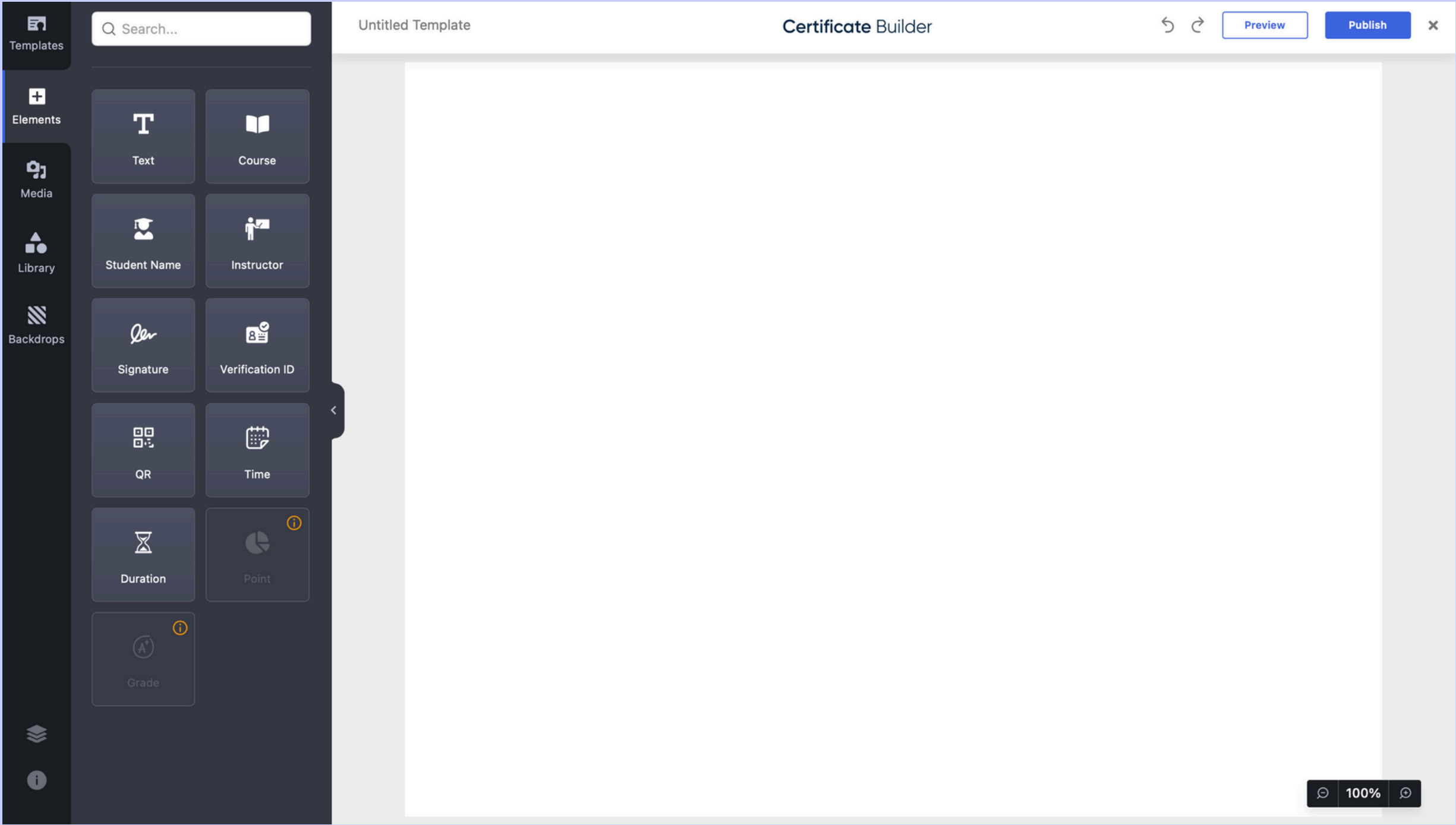
Custom Certificates



You didn't create any certificate yet!

Notebook

CREATING A CERTIFICATE



HOW WE PRICE YOUR COURSES:

TIER 1

\$0 - \$100

Perfect for a beginner level or short, introductory courses.

- Mandatory course content: Minimum of 3 separate recorded lectures
- Duration: 0-60 minutes

Examples:

- A quick lash application tutorial
- Intro to nail art basics course
- A 45 minute nail art class
- A 20 minute edges tutorial
- A 30 minute makeup tutorial

TIER 2

\$100 - \$250

Ideal for more advanced or in-depth courses.

- Mandatory course content: Minimum of 6 separate recorded lectures & 1 quiz/assignment
- Duration: 1-3hrs

Examples:

- Intermediate skincare techniques
- Sew-in tutorial
- Brow shaping, tinting, lamination masterclass
- Wispy volume lash extensions advanced course

TIER 3

\$250 - 500

For premium, expert-level OR extensive content courses.

- Mandatory course content: Minimum of 8 separate recorded lectures & 2 quiz/assignments
- Duration: 3+ hrs
- Examples:
 - PMU related trainings or courses
 - Microlinks/I-tips related trainings or courses
 - A classic, hybrid, and volume lash extension course with quizzes, downloadables, demonstrations, and mainly lectures/demonstrations.
 - Comprehensive business strategy for beauty entrepreneurs

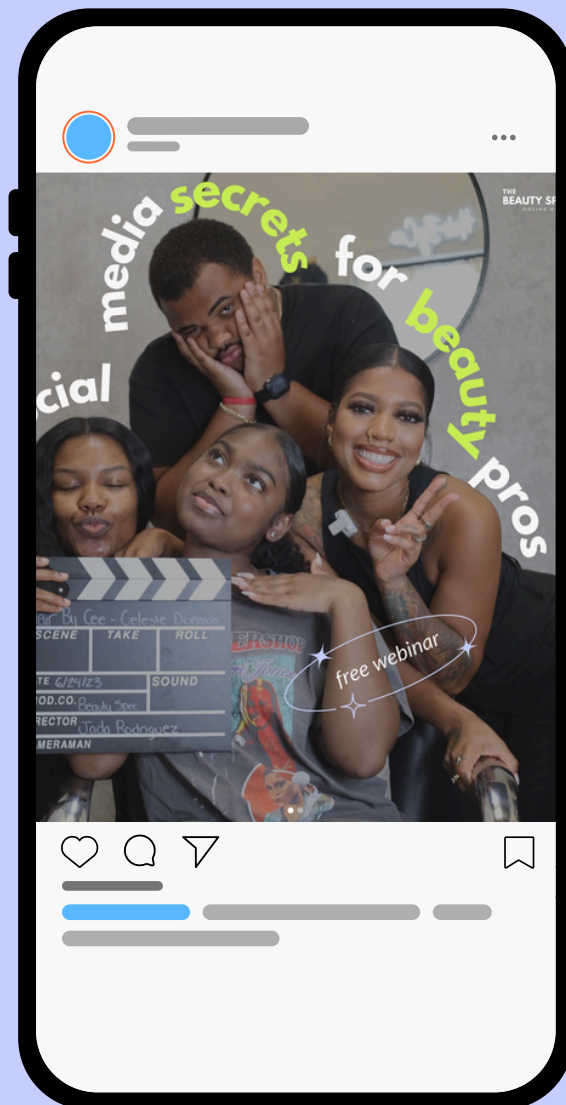
COLLAB POSTING

The Beauty Spectrum wants to promote you!

We work with digital marketing professionals to build social platforms that are credible, competitive and a space to support our community of instructors and students.

When we share your course as an introduction to our platform, we'll add your Instagram page as a collaborator. Please consider accepting the collaboration request. While it's not mandatory, it helps build credibility and increases awareness about your course. Even if you only accept for two weeks, it's an effective way to attract students to your course. The same goes for instructor highlights on our story, instructor work on our feed, etc.

We'd love to feature you on our page! Please provide us with high resolution photos/videos for an opportunity to collab with us for our "instructor work" posts..



PRICING

to host a course with us:

- \$13 a month per course
- 5% service fee per course purchase

what's included:

- ability to host tier 1, 2 or 3 courses
- spotlight on our socials
- resources and tools for course creation

STRIPE

our chosen payment system:

Stripe Connect:

- Set up your account
- Get paid!
- Full transparency!

Stripe subscription:

- Payment link will be sent
- Set up your desired payment method
- It'll be set to autopay